

BALTIMORE CITY DEMOGRAPHICS AT A GLANCE:

A closer look at the composition of Baltimore City.

Population

Estimates:

Total Population:

621,849

No. of Households:

238,897

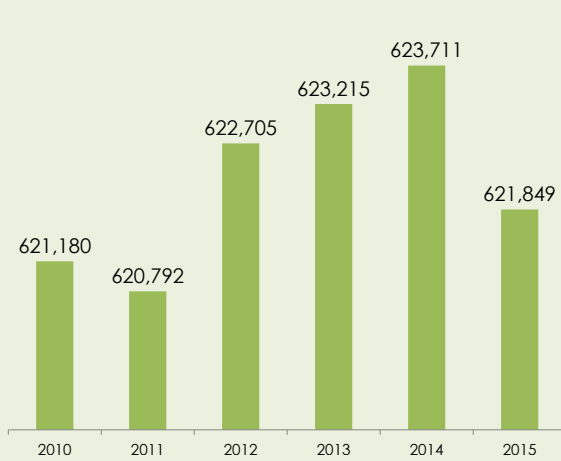
Median Age:

34.6

% Born outside of

US:

8%



By Age:

Under 5

+639

5 to 17

18 to 24

25 to 34

+11,300

35 to 44

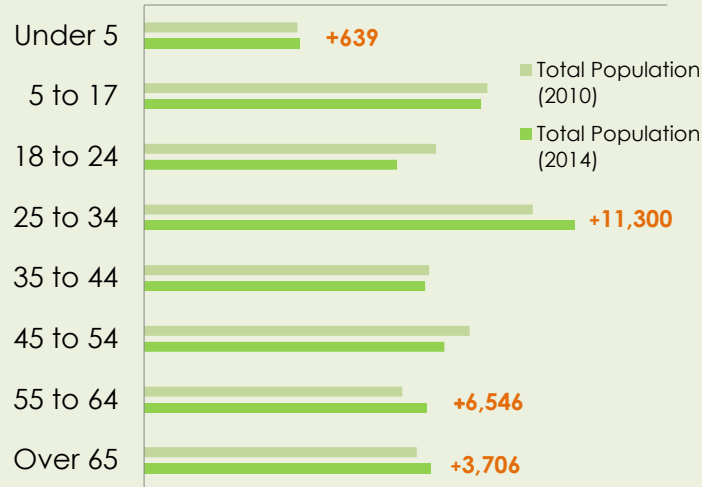
45 to 54

55 to 64

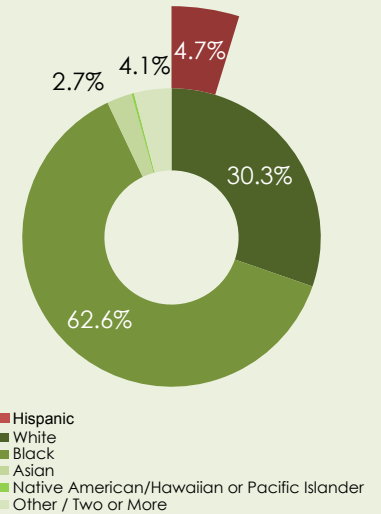
+6,546

Over 65

+3,706



By Race:



Education, Employment and Income

Median Household

Income:

\$42,665

% Unemployment:

11.8%

% with College or

Advanced Degree:

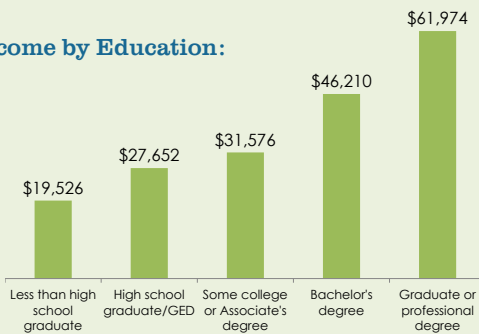
30%

% with no

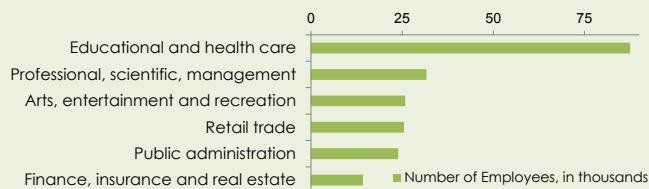
HS Diploma/GED:

16%

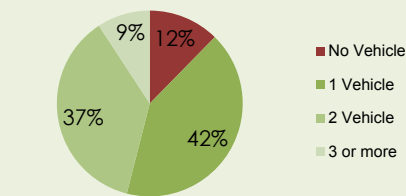
Income by Education:



Top Employment Sectors:

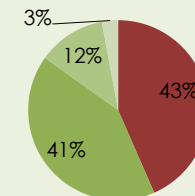


Housing & Transportation



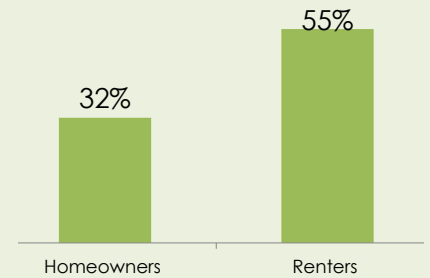
% Owner Occupied-Households without a

Car:



% Renter Occupied-Households without a

Car:



% Housing Cost Burdened (>30% of Income on Housing)

Housing Units by Tenure



Sources: U.S. Census Bureau. 2014 American Community Survey and 2015 Population Estimates.